



Submitted between March 1, 2008 and September 30, 2008

STATE SCHOLARS INITIATIVE PERCEPTION SURVEY RESULTS

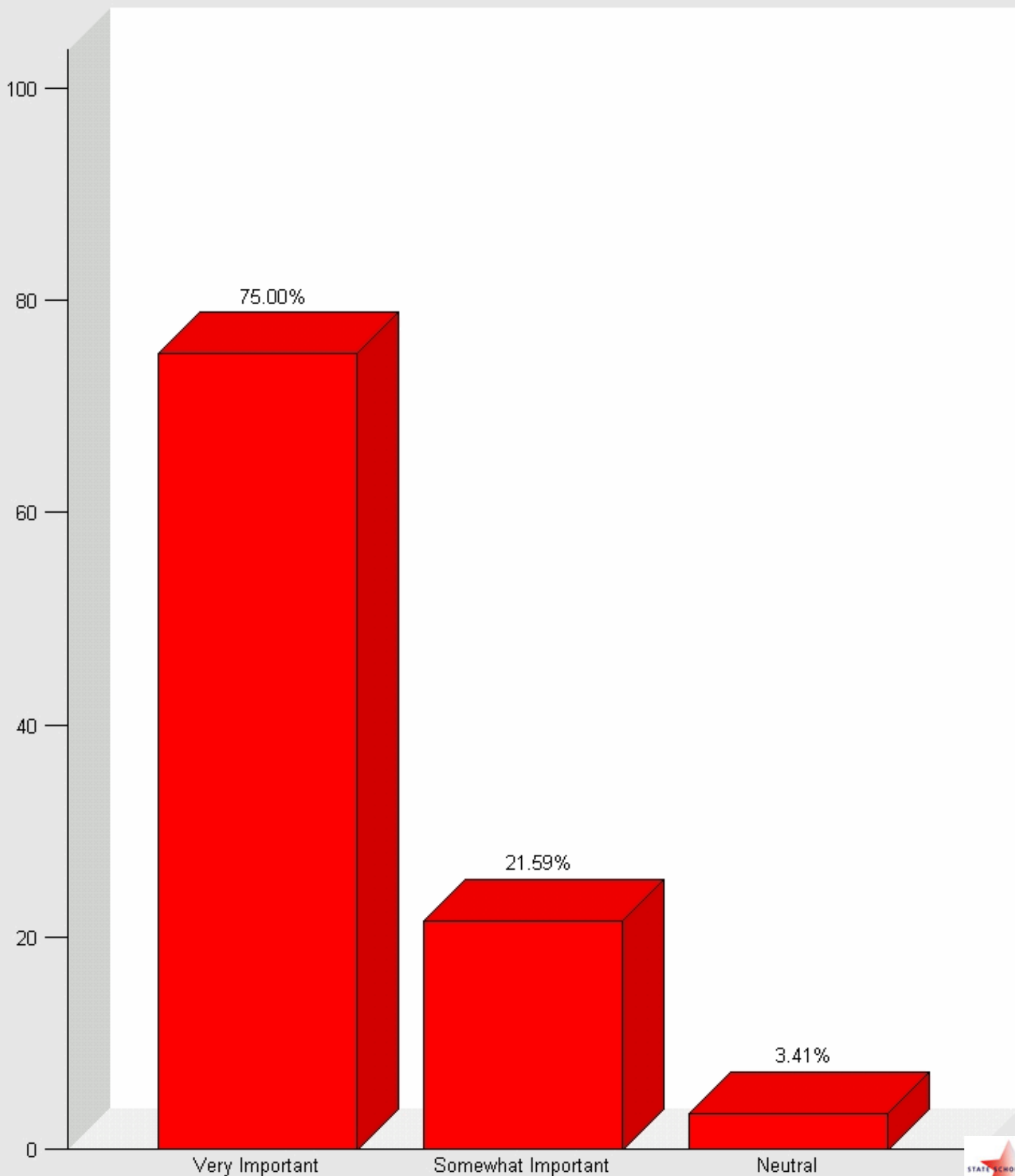
SSI is administered by the Western Interstate Commission for Higher Education (WICHE), based in Boulder, CO, and funded by the U.S. Department of Education under the Carl D. Perkins Vocational and Technical Education Act of 1998 at \$6.6 million. The work reported herein was supported under State Scholars Initiative, PR/Award Number (V051U050006) as administered by the Office of Vocational and Adult Education, U.S. Department of Education. However, the contents do not necessarily represent the positions or policies of the Office of Vocational and Adult Education or the U.S. Department of Education, and you should not assume endorsement by the Federal Government.

Louisiana - Buckage - April 4, 2008

Question 1: How important do you think taking rigorous courses in high school is to getting a well-paying job after high school?

07:52 Tuesday, July 29, 2008

Percentage of Students



The FREQ Procedure

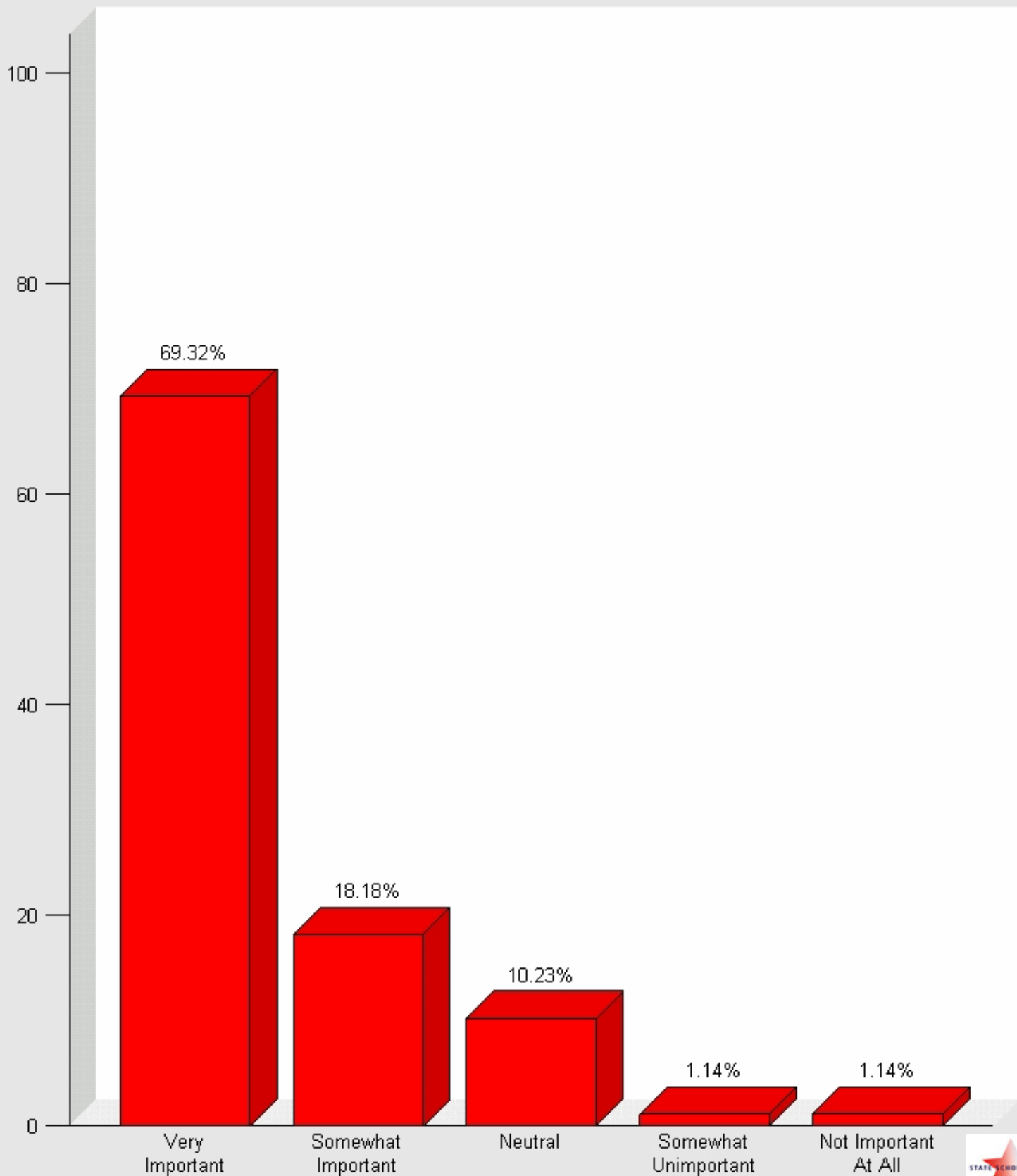
| sq1 | Frequency | Percent | Cumulative Frequency | Cumulative Percent |
|--------------------|-----------|---------|----------------------|--------------------|
| Very Important | 66 | 75.00 | 66 | 75.00 |
| Somewhat Important | 19 | 21.59 | 85 | 96.59 |
| Neutral | 3 | 3.41 | 88 | 100.00 |

Louisiana - Buckage - April 4, 2008

Question 2: How important do you think taking rigorous courses in high school is going to a community college, technical institute, or university after high school?

07:52 Tuesday, July 29, 2008

Percentage of Students



The FREQ Procedure

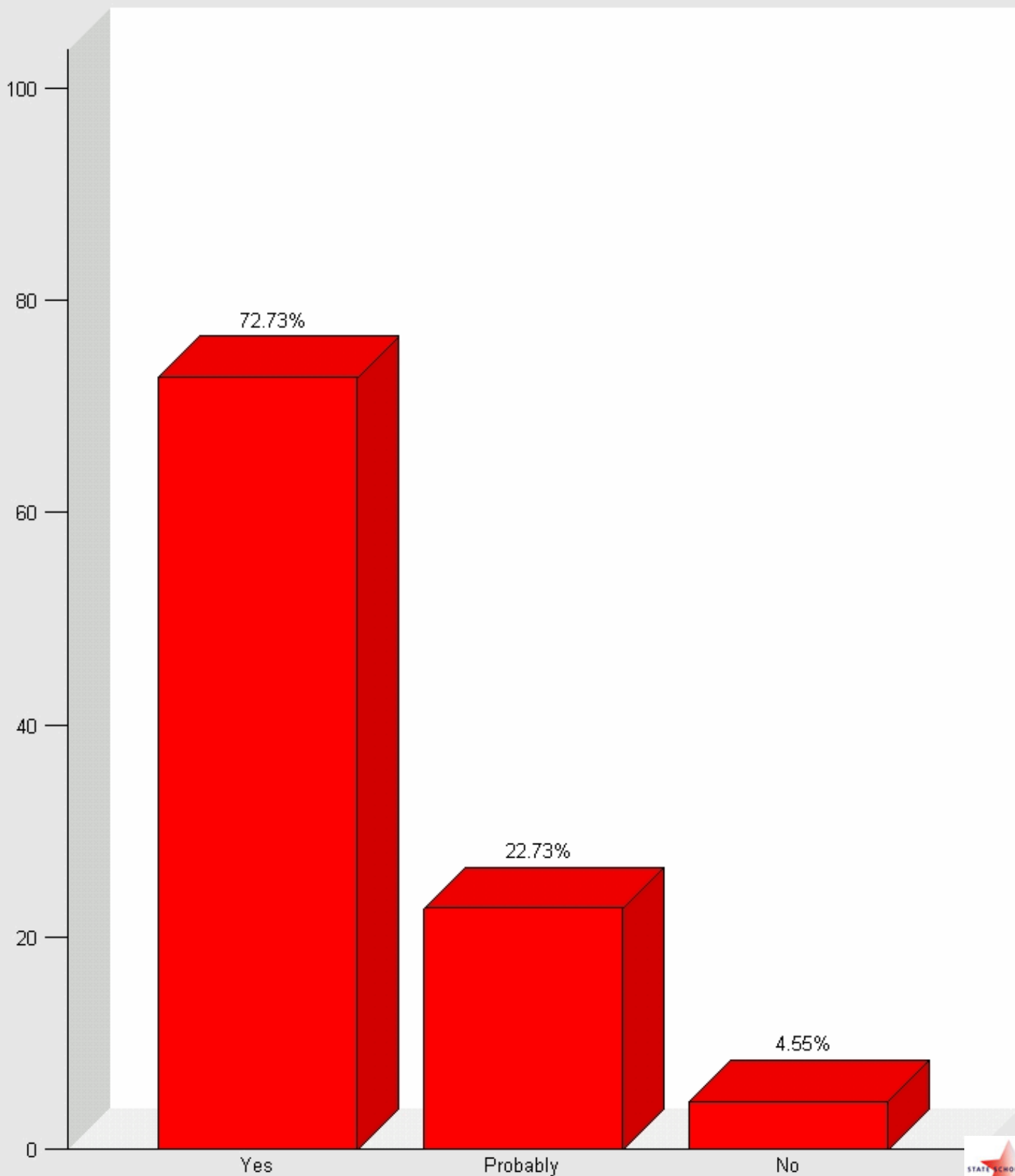
| sq2 | Frequency | Percent | Cumulative Frequency | Cumulative Percent |
|-----------------------------|------------------|----------------|---------------------------------|-------------------------------|
| Very Important | 61 | 69.32 | 61 | 69.32 |
| Somewhat Important | 16 | 18.18 | 77 | 87.50 |
| Neutral | 9 | 10.23 | 86 | 97.73 |
| Somewhat Unimportant | 1 | 1.14 | 87 | 98.86 |
| Not Important At All | 1 | 1.14 | 88 | 100.00 |

Louisiana - Buckage - April 4, 2008

Question 3: At this point in time, are you planning on taking rigorous courses in high school?

07:52 Tuesday, July 29, 2008

Percentage of Students



The FREQ Procedure

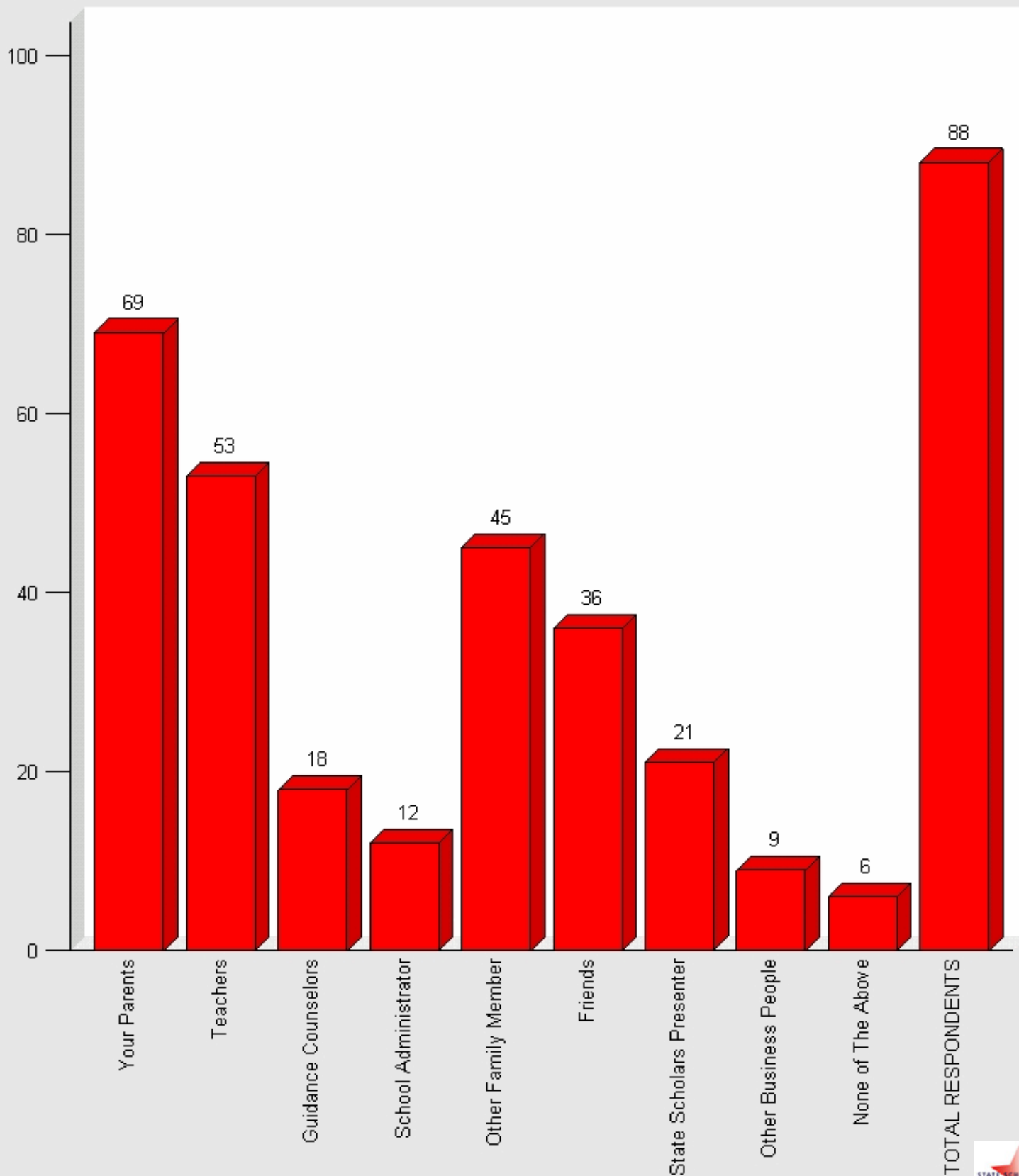
| sq3 | Frequency | Percent | Cumulative Frequency | Cumulative Percent |
|----------|-----------|---------|----------------------|--------------------|
| Yes | 64 | 72.73 | 64 | 72.73 |
| Probably | 20 | 22.73 | 84 | 95.45 |
| No | 4 | 4.55 | 88 | 100.00 |

Louisiana - Buckage - April 4, 2008

Question 4: Who has encouraged you to take rigorous courses in high school? (Mark all that apply)

07:52 Tuesday, July 29, 2008

Frequency of Students

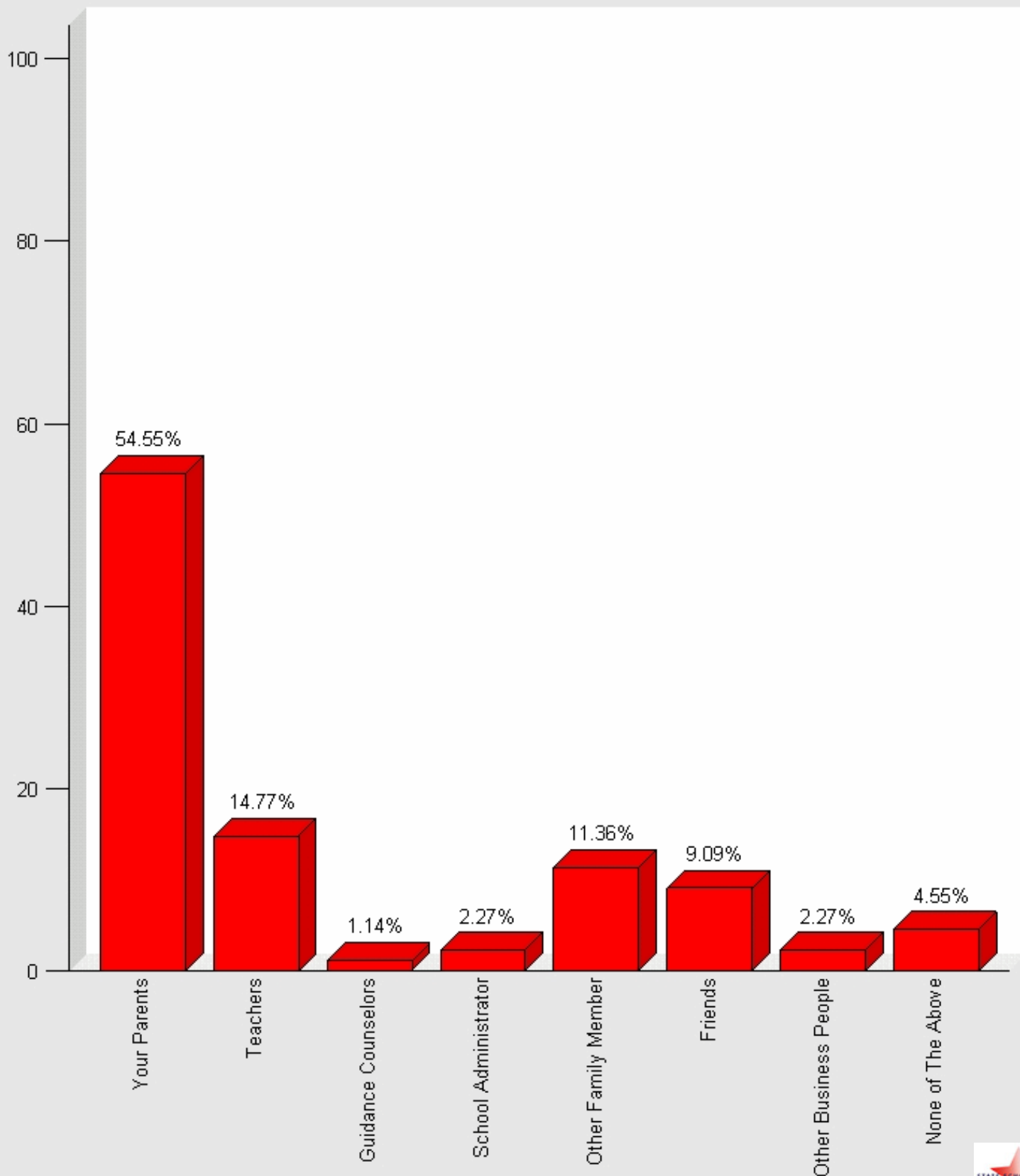


Louisiana - Buckage - April 4, 2008

Question 5: Who has been the SINGLE biggest influence on which courses you take in high school?

07:52 Tuesday, July 29, 2008

Percentage of Students



The FREQ Procedure

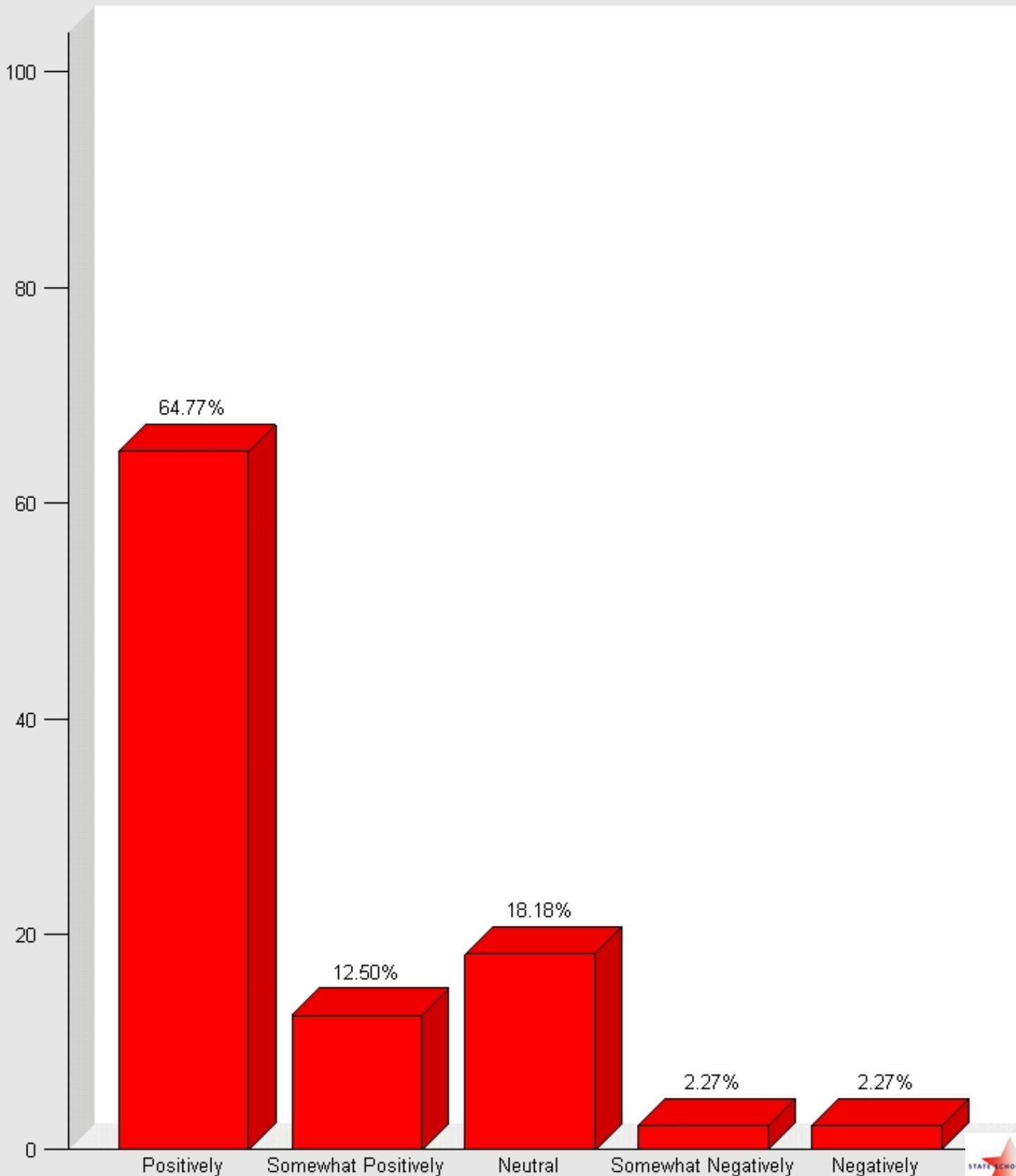
| sq5 | Frequency | Percent | Cumulative Frequency | Cumulative Percent |
|------------------------------|------------------|----------------|---------------------------------|-------------------------------|
| Your Parents | 48 | 54.55 | 48 | 54.55 |
| Teachers | 13 | 14.77 | 61 | 69.32 |
| Guidance Counselors | 1 | 1.14 | 62 | 70.45 |
| School Administrator | 2 | 2.27 | 64 | 72.73 |
| Other Family Member | 10 | 11.36 | 74 | 84.09 |
| Friends | 8 | 9.09 | 82 | 93.18 |
| Other Business People | 2 | 2.27 | 84 | 95.45 |
| None of The Above | 4 | 4.55 | 88 | 100.00 |

Louisiana - Buckage - April 4, 2008

Question 6: How has this State Scholars presentation influenced your decision to take rigorous courses in high school?

07:52 Tuesday, July 29, 2008

Percentage of Students



The FREQ Procedure

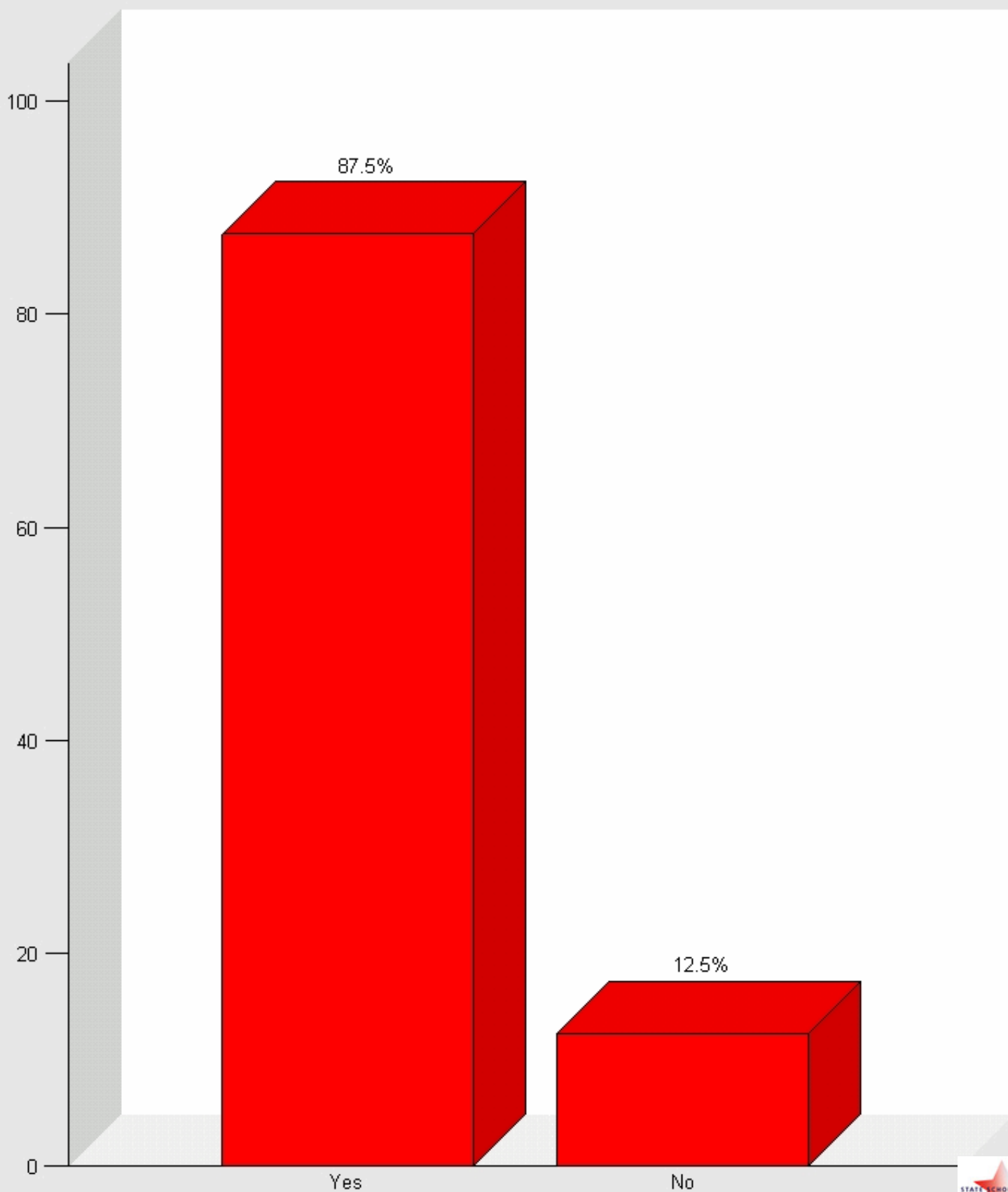
| sq6 | Frequency | Percent | Cumulative Frequency | Cumulative Percent |
|----------------------------|-----------|---------|----------------------|--------------------|
| Positively | 57 | 64.77 | 57 | 64.77 |
| Somewhat Positively | 11 | 12.50 | 68 | 77.27 |
| Neutral | 16 | 18.18 | 84 | 95.45 |
| Somewhat Negatively | 2 | 2.27 | 86 | 97.73 |
| Negatively | 2 | 2.27 | 88 | 100.00 |

Louisiana - Buckeye - April 4, 2008

Question 7: Would you tell a friend about State Scholars?

07:52 Tuesday, July 29, 2008

Percentage of Students



The FREQ Procedure

| sq7 | Frequency | Percent | Cumulative Frequency | Cumulative Percent |
|------------|------------------|----------------|---------------------------------|-------------------------------|
| Yes | 77 | 87.50 | 77 | 87.50 |
| No | 11 | 12.50 | 88 | 100.00 |